

# THE EGGS-CELLENT ADVENTURES OF YOLKEL AND FRIENDS





## MEET YOLKEL

Yolkel is the strongest and smartest egg in the carton. He is so strong because he is full of protein and he is super smart because he always works hard at school.

## FIND THE TREEHOUSE

Today Yolkel is exploring the jungle. Can you help him find his way to the treehouse so he can begin his adventure? Look out for lions, tigers, and a big, big snake along the way!



## YOLKING AROUND

Q What happens when you tell an egg a joke?

A It cracks up!

Q What did the mommy egg say to the baby egg?

A You're egg-stra special.


Q How did the egg get up the mountain?

A It scrambled up!

## EGG HUNT

Exploring the jungle makes you hungry! Yolkel would like to eat lunch but the silly monkey has hidden all of his eggs. Can you count and colour the picture in order to help Yolkel find all of the hidden eggs?

Answer \_\_\_\_\_



# FUNNY ANIMAL FACE SANDWICHES

(Makes 4 sandwiches.)

6 eggs, hard-cooked, peeled and coarsely chopped


2 tbsp (30 mL) mayonnaise or salad dressing

1 to 2 tsp (5 to 10 mL) Dijon mustard

1/4 cup (60 mL) chopped green onions or chives

4 slices of bread

Garnishes (see below for suggestions)



1. Put eggs, mayonnaise, Dijon mustard and green onions in a medium bowl. Stir together until well mixed. Add salt and pepper, a sprinkle or two, until you like how the mixture tastes.
2. Lay slices of bread on counter or table and spread egg mixture evenly on top.
3. Use garnishes to create funny animal faces.

## Suggested garnishes for sandwich faces:

Eyes: whole or sliced olives, cucumber slices, hard-cooked egg slices, pickle slices, cherry tomato slices or halves

Nose: small pickle, baby carrot, green pepper wedge

Mouth: tomato wedge, carrot or celery stick


Hair: grated carrot, grated cheese, curly lettuce

## AMAZING EGGS-PERIMENT

Yolkel has discovered that the water in the jungle is salt water. He's also discovered a magic trick that happens when eggs are placed in salt water.

Try this neat trick to see what happens:




1. Put a hard-cooked egg in a clear glass of water.
2. Pour 1/2 cup (120 mL) salt into the glass and stir.
3. Presto, the egg becomes an incredible floating egg right before your eyes.





## YOLKEL'S FAVOURITE EGG-IMALS

Lions, tigers and monkeys are some of the animals that live in the jungle. Yolkel wants you to draw your own jungle friends out of these egg shapes.




## JUNGLE FLOWER POWER

The jungle has such beautiful flowers. Yolkel would like to make some flowers of his own. Can you help him?

Required supplies: egg carton, tempera paint, markers and pipe cleaners

Optional supplies: glue and construction paper or felt

NOTE: May require help from an adult.



Here's how:

1. Cut the egg carton into sections, then cut the section to look like a tulip. Paint each tulip. Let paint dry overnight.
2. When paint is completely dry, decorate tulips with additional material as you like.
3. To make a stem for each tulip, tie one end of a pipe cleaner in a knot. Poke a hole in the bottom of a tulip. Gently pull the pipe cleaner down through the hole so the knot is inside the tulip.
4. If desired, cut leaves from construction paper or felt and glue to stems.

For more information, recipes or copies of this activity sheet, contact your provincial egg organization. Contact information is available online at [www.canadaegg.ca](http://www.canadaegg.ca).

Canadian Egg Marketing Agency  
1501-112 Kent Street, Ottawa, Ontario K1P 5P2

